



Mounting the Korebot II on the Khepera III


26.05.2010, K-Team SA
J. Tharin




1) Korebot II



2) Separate the Korebot II



3) Remove the battery of the Khepera III and the screw of its cover



4) Insert the lower part of the Korebot II on the Khepera III



5) Put the cover of the Khepera III and rescrew it



6) Insert the upper part of the Korebot II